



PAAVAI ENGINEERING COLLEGE
(Autonomous)
NH 44, PACHAL, NAMAKKAL-637018

ALUMINI FEEDBACK ANALYSIS – RESPONSE SHEET

DEPARTMENT: S & H

ACADEMIC YEAR: 2021-2022

1. The curriculum and syllabi match with the Programme

Excellent	Very Good	Good	Fair	Poor
82%	18%	-	-	-

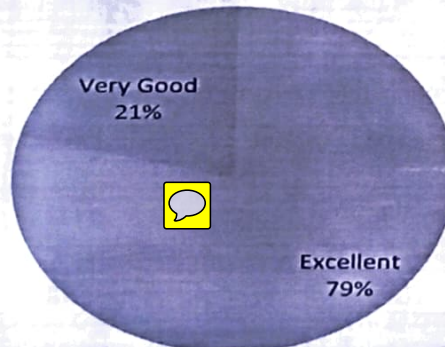
Revelance of the course to the programme



2. The courses are related to industry that are included in the programs

Excellent	Very Good	Good	Fair	Poor
79 %	21%	-	-	-

Appropriateness of the course content





PAAVAI ENGINEERING COLLEGE

(Autonomous)

NH 44, PACHAL, NAMAKKAL-637018

3. The courses are related with the specialization streams

Excellent	Very Good	Good	Fair	Poor
65 %	20%	15%	-	-

Adequacy of time for effective of syllabus /lab experiments



4. The syllabus has good balance between theory and application:

Excellent	Very Good	Good	Fair	Poor
35 %	65%	-	-	-

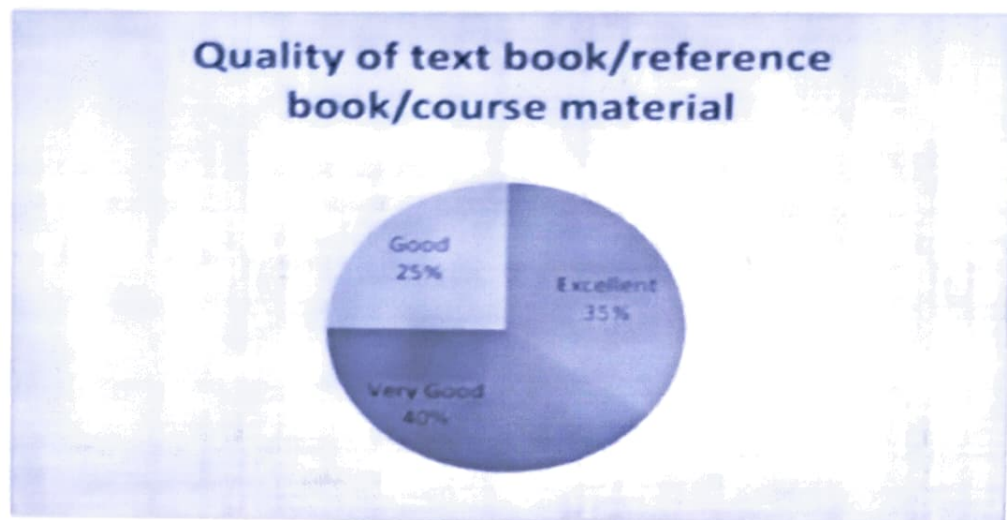
Teachers informed about the ex competencies, course outcomes and programme outcomespected





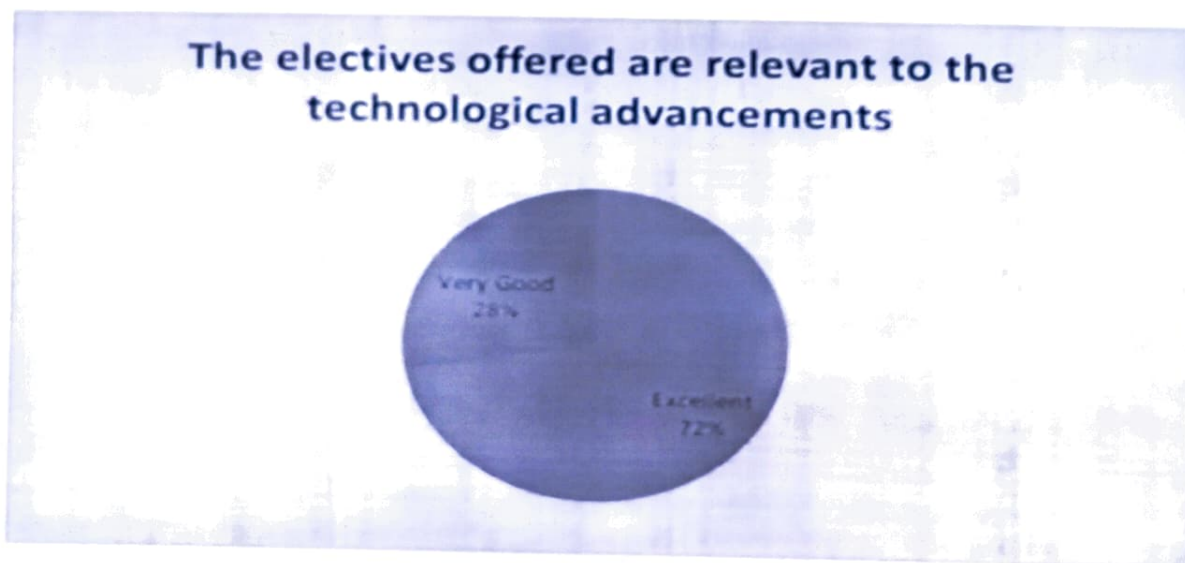
5. Incorporates technical and communication skills

Excellent	Very Good	Good	Fair	Poor
35 %	40 %	25 %	-	-



6. Imparts knowledge and skills required for the job market

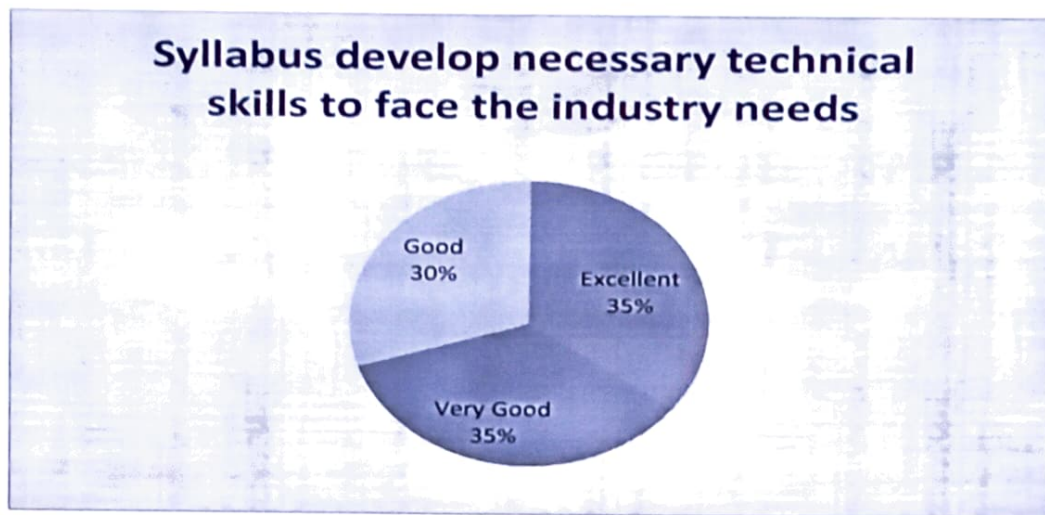
Excellent	Very Good	Good	Fair	Poor
72%	28 %	-	-	-



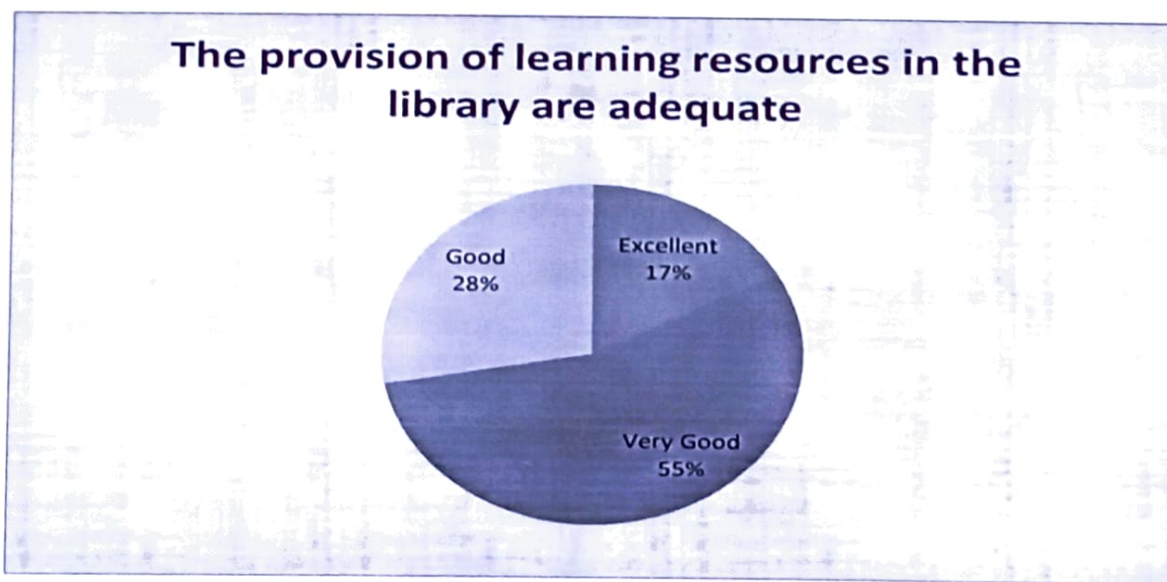


PAAVAI ENGINEERING COLLEGE
(Autonomous)
NH 44, PACHAL, NAMAKKAL-637018

7. Curriculum develops innovative thinking				
Excellent	Very Good	Good	Fair	Poor
35 %	35%	30 %	-	-



8. Is the curriculum relevant for employability /makes the student competent				
Excellent	Very Good	Good	Fair	Poor
17%	55%	28 %	-	-





PAAVAI ENGINEERING COLLEGE

(Autonomous)

NH 44, PACHAL, NAMAKKAL-637018

EMPLOYER FEEDBACK ANALYSIS – RESPONSE SHEET

DEPARTMENT: S & H

ACADEMIC YEAR: 2021-2022

1. The curriculum and syllabi match with the Programme

Excellent

Very Good

Good

Fair

Poor

82%

18%

-

-

-

Revelance of the course to the programme



2. The courses are related to industry that are included in the programs

Excellent

Very Good

Good

Fair

Poor

80 %

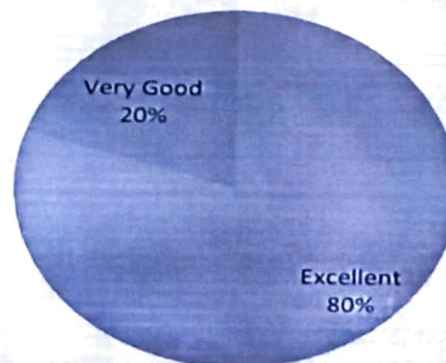
20%

-

-

-

Appropriateness of the course content





PAAVAI ENGINEERING COLLEGE

(Autonomous)

NH 44, PACHAL, NAMAKKAL-637018

3. The courses are related with the specialization streams

Excellent	Very Good	Good	Fair	Poor
50 %	40%	10%	-	-

Adequacy of time for effective of syllabus /lab experiments



4. The syllabus has good balance between theory and application:

Excellent	Very Good	Good	Fair	Poor
40 %	60 %	-	-	-

Teachers informed about the ex competencies, course outcomes and programme outcomespected

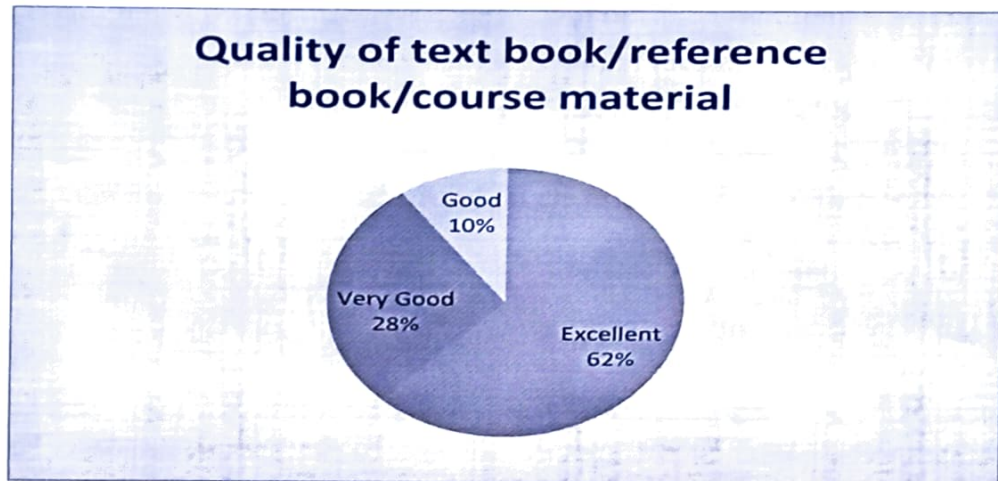




PAAVAI ENGINEERING COLLEGE
(Autonomous)
NH 44, PACHAL, NAMAKKAL-637018

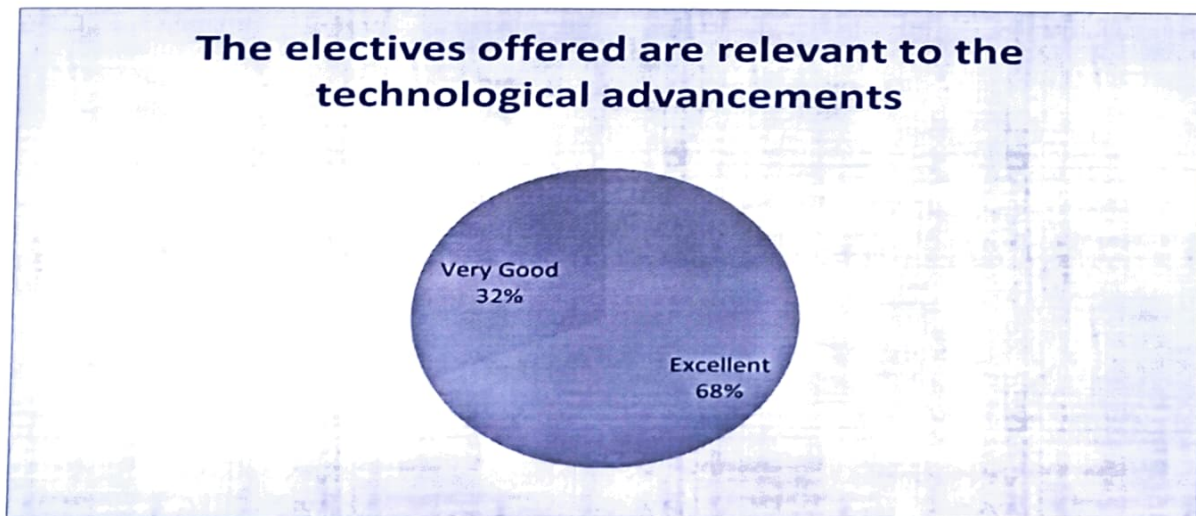
5. Incorporates technical and communication skills

Excellent	Very Good	Good	Fair	Poor
62 %	28 %	10 %	-	-



6. Imparts knowledge and skills required for the job market

Excellent	Very Good	Good	Fair	Poor
68%	32 %	-	-	-





PAAVAI ENGINEERING COLLEGE

(Autonomous)

NH 44, PACHAL, NAMAKKAL-637018

7. Curriculum develops innovative thinking

Excellent	Very Good	Good	Fair	Poor
45 %	42 %	13 %	-	-

Syllabus develop necessary technical skills to face the industry needs



8. Is the curriculum relevant for employability /makes the student competent

Excellent	Very Good	Good	Fair	Poor
28 %	42%	30 %	-	-

The provision of learning resources in the library are adequate





PAAVAI ENGINEERING COLLEGE

(Autonomous)

NH 44, PACHAL, NAMAKKAL-637018

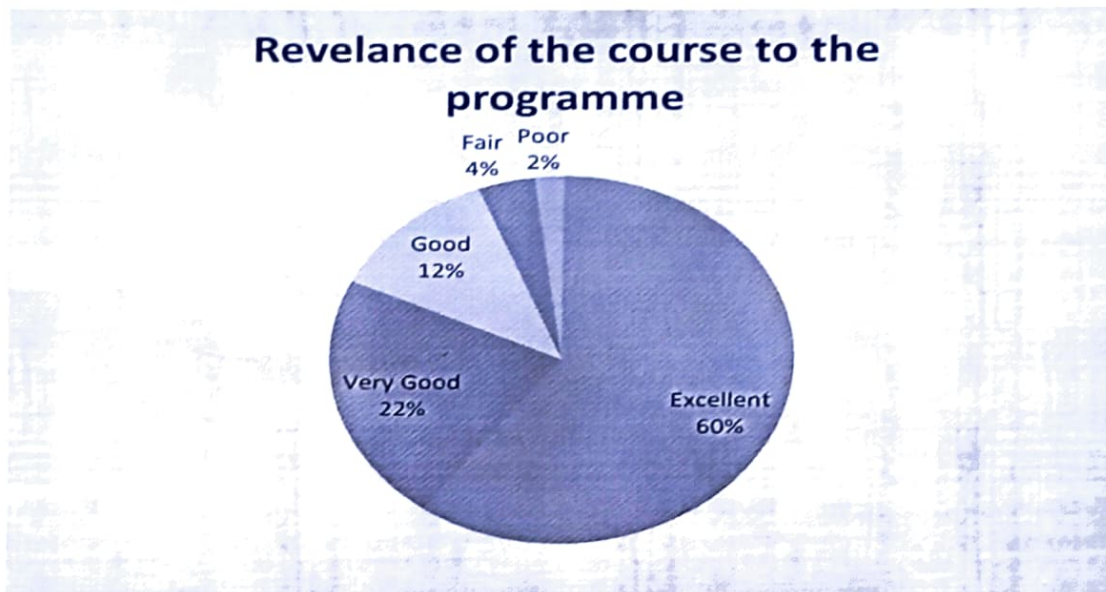
STUDENTS FEEDBACK ANALYSIS – RESPONSE SHEET

DEPARTMENT: S & H

ACADEMIC YEAR: 2021-2022

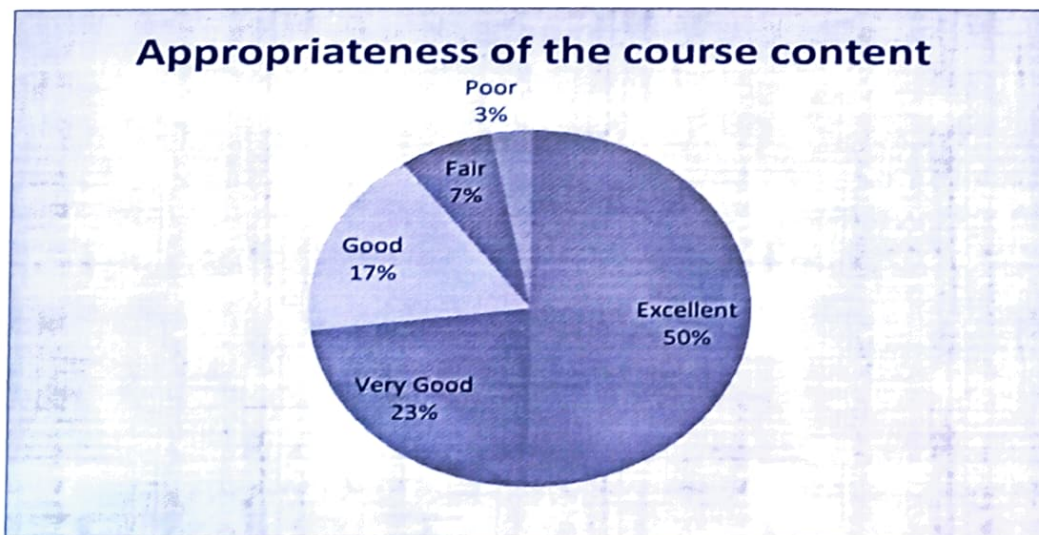
1. Relevance of the course to the programme

Excellent	Very Good	Good	Fair	Poor
60 %	22%	12%	4%	2%



2. Appropriateness of the course content

Excellent	Very Good	Good	Fair	Poor
50 %	23 %	17%	7%	3%





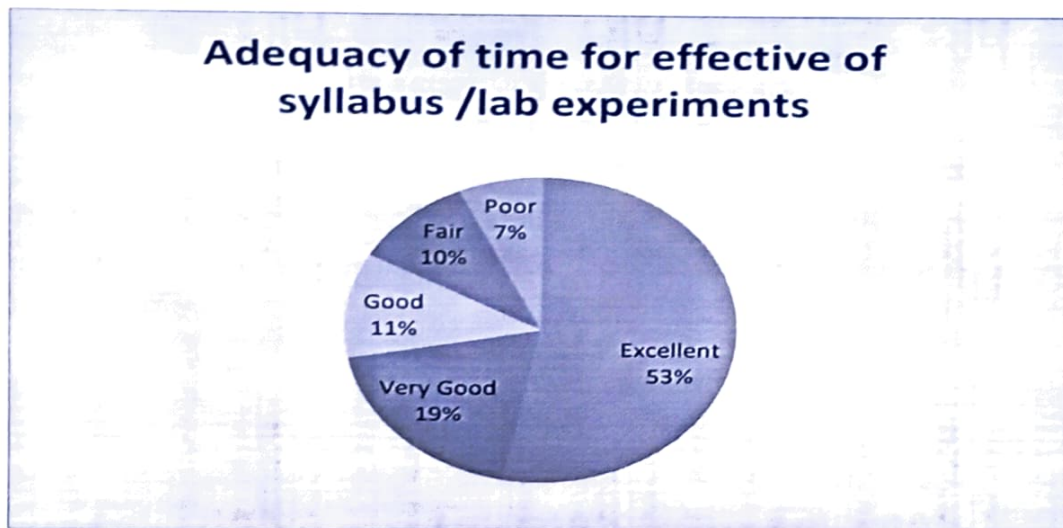
PAAVAI ENGINEERING COLLEGE

(Autonomous)

NH 44, PACHAL, NAMAKKAL-637018

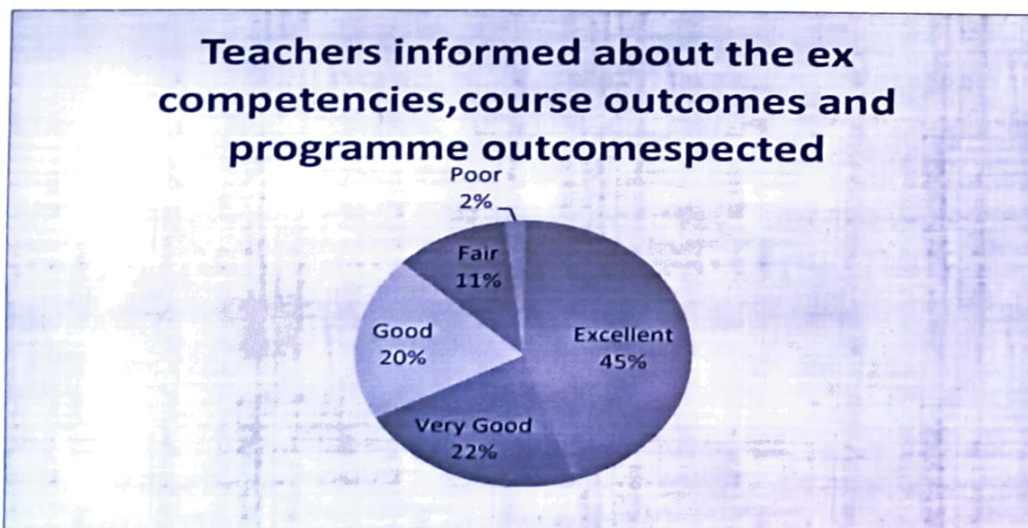
3. Adequacy of time for effective coverage of syllabus/ lab experiments

Excellent	Very Good	Good	Fair	Poor
53 %	19 %	11%	10%	7%



4. Teachers informed about the expected competencies, course outcomes and programme outcomes

Excellent	Very Good	Good	Fair	Poor
45 %	22 %	20%	11%	2%

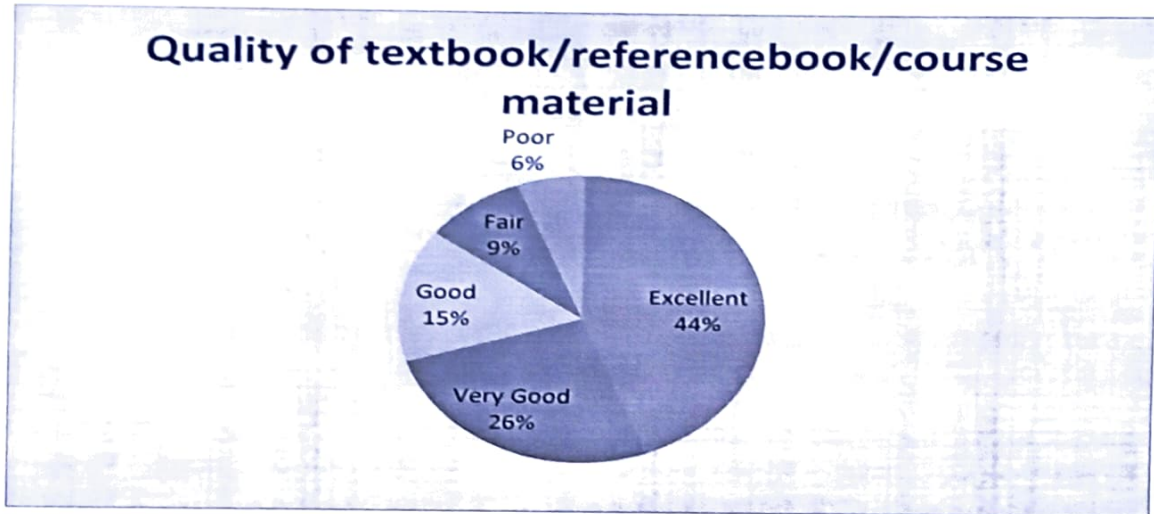




PAAVAI ENGINEERING COLLEGE
(Autonomous)
NH 44, PACHAL, NAMAKKAL-637018

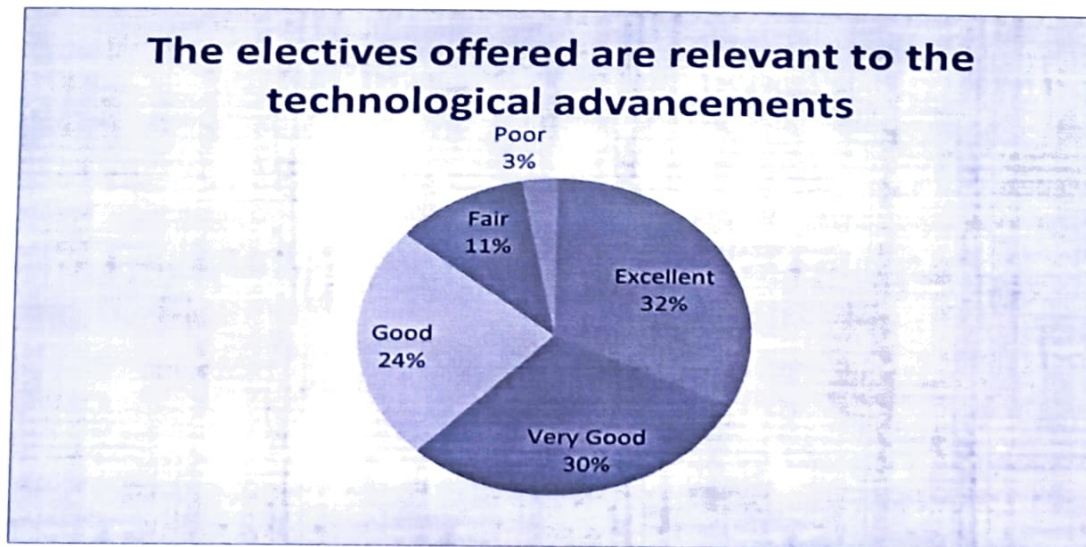
5. Quality of textbook / reference book / course material

Excellent	Very Good	Good	Fair	Poor
44 %	26 %	15%	9%	6%



6. The electives offered are relevant to the technological advancements

Excellent	Very Good	Good	Fair	Poor
32 %	30 %	24%	11%	3%





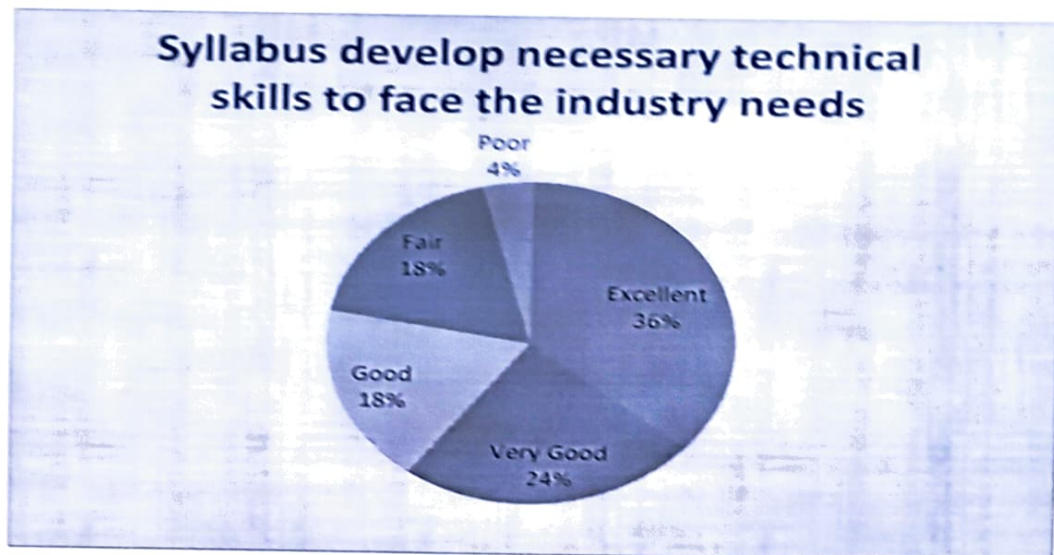
PAAVAI ENGINEERING COLLEGE

(Autonomous)

NH 44, PACHAL, NAMAKKAL-637018

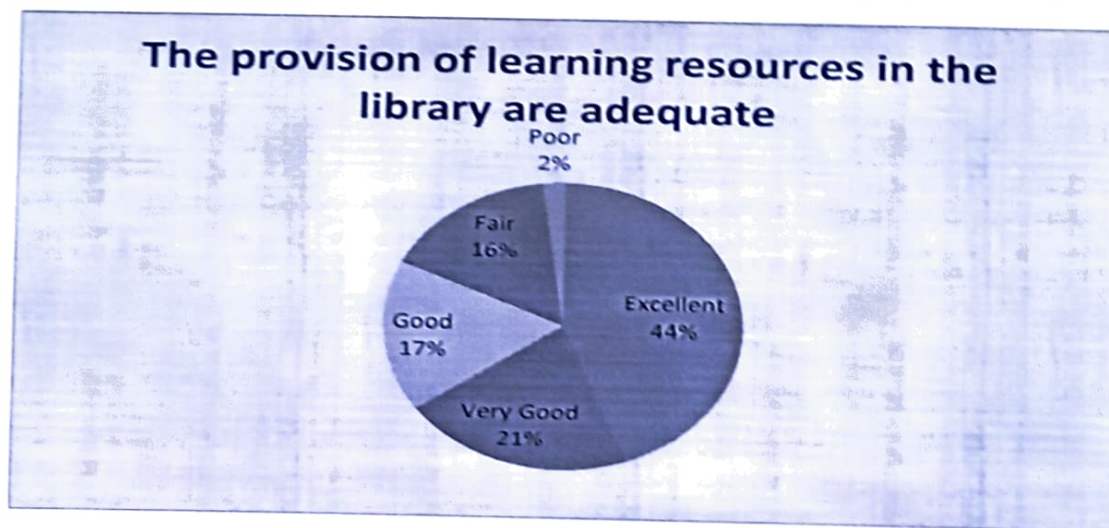
7. Syllabus develop necessary technical skills to face the industry needs

Excellent	Very Good	Good	Fair	Poor
36 %	24 %	18%	18%	4%



8. The provision of learning resources in the library are adequate

Excellent	Very Good	Good	Fair	Poor
44 %	21 %	17%	16%	2%





PAAVAI ENGINEERING COLLEGE

(Autonomous)

NH 44, PACHAL, NAMAKKAL-637018

STAFF FEEDBACK ANALYSIS – RESPONSE SHEET

DEPARTMENT: S & H

ACADEMIC YEAR: 2021-2022

1. Relevance of the course to the programme

Excellent	Very Good	Good	Fair	Poor
80 %	17%	3%	-	-

Relevance of the course to the programme



2. Appropriateness of the course content

Excellent	Very Good	Good	Fair	Poor
75 %	21%	4%	-	-

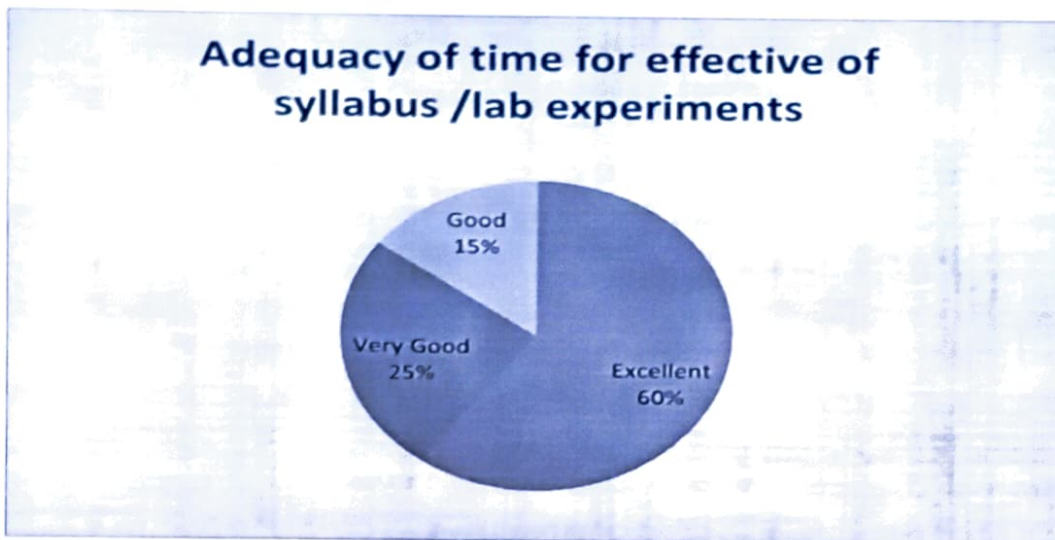
Appropriateness of the course content





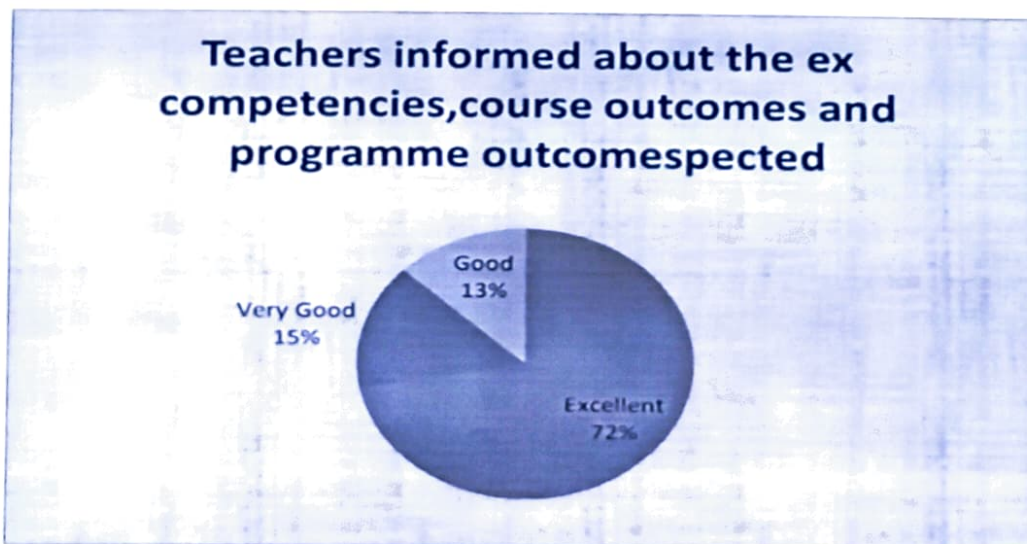
3. Adequacy of time for effective coverage of syllabus/ lab experiments

Excellent	Very Good	Good	Fair	Poor
60 %	25 %	15%	-	-



4. Teachers informed about the expected competencies, course outcomes and programme outcomes

Excellent	Very Good	Good	Fair	Poor
72%	15 %	13%	-	-





PAAVAI ENGINEERING COLLEGE
(Autonomous)
NH 44, PACHAL, NAMAKKAL-637018

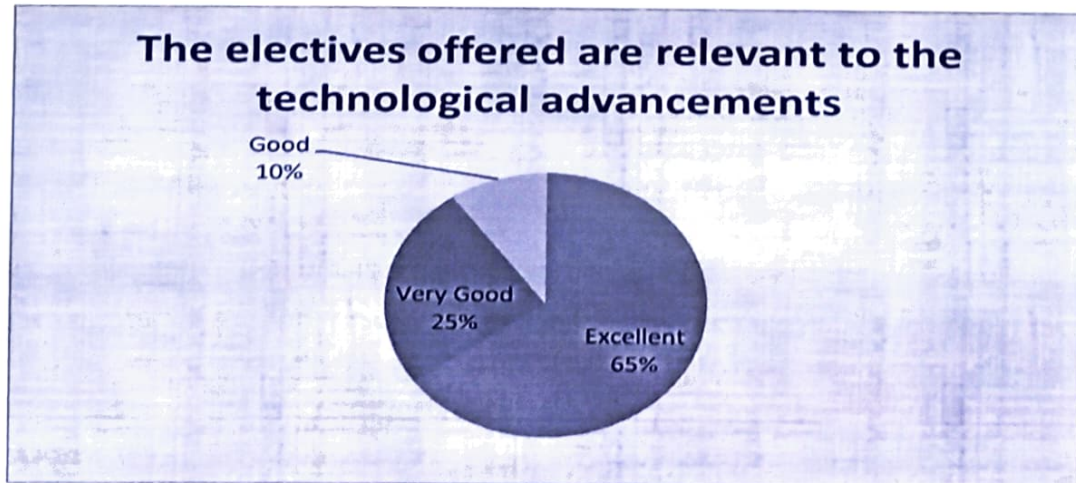
5. Quality of textbook / reference book / course material

Excellent	Very Good	Good	Fair	Poor
60 %	28 %	12%	-	-



6. The electives offered are relevant to the technological advancements

Excellent	Very Good	Good	Fair	Poor
65 %	25 %	10%	-	-

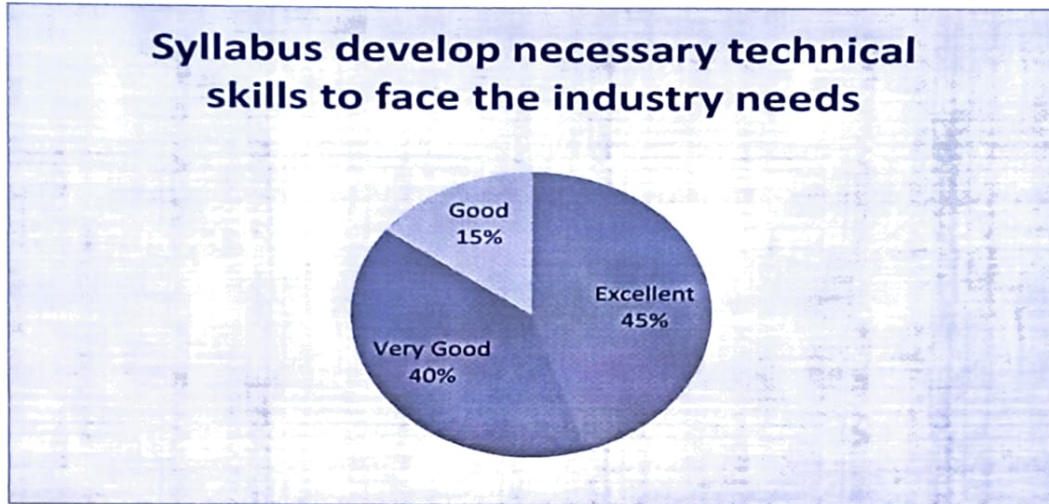




PAAVAI ENGINEERING COLLEGE
(Autonomous)
NH 44, PACHAL, NAMAKKAL-637018

7. Syllabus develop necessary technical skills to face the industry needs

Excellent	Very Good	Good	Fair	Poor
45 %	40 %	15%	-	-



8. The provision of learning resources in the library are adequate

Excellent	Very Good	Good	Fair	Poor
50 %	40 %	10%	-	-

