



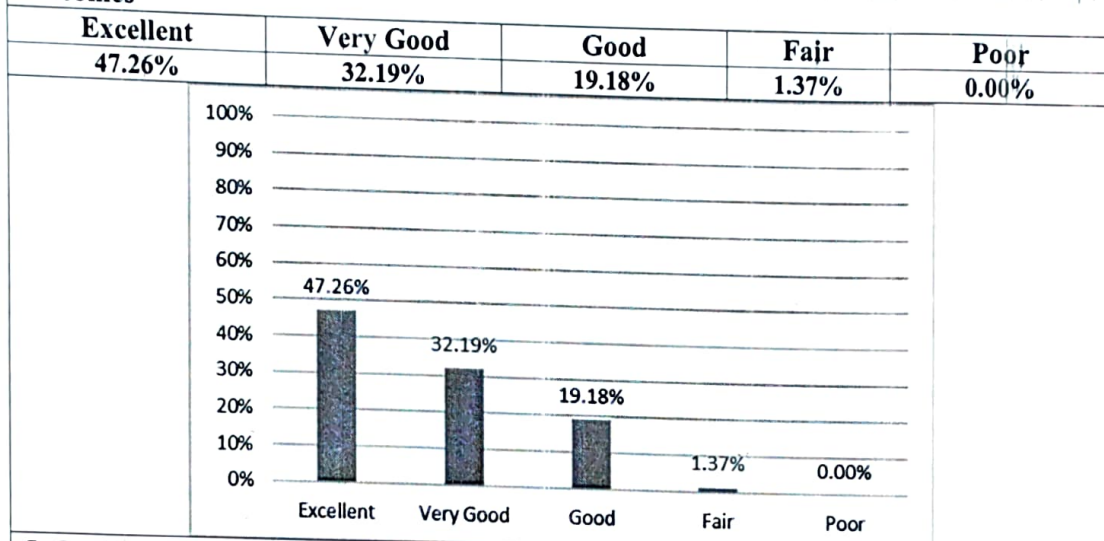
**PAAVAI ENGINEERING COLLEGE**  
(Autonomous)  
NH – 44, PACHAL, NAMAKKAL – 637 018

STUDENTS FEEDBACK ANALYSIS ON CURRICULUM & SYLLABUS – RESPONSE SHEET																
DEPARTMENT: COMPUTER SCIENCE AND ENGINEERING			ACADEMIC YEAR: 2021-2022													
<b>1. Relevance of the Course to the Programme</b>																
<b>Excellent</b>	<b>Very Good</b>	<b>Good</b>	<b>Fair</b>	<b>Poor</b>												
47.26%	32.88%	17.81%	1.37%	0.68%												
<table border="1"> <caption>Data for Relevance of the Course to the Programme</caption> <thead> <tr> <th>Category</th> <th>Percentage</th> </tr> </thead> <tbody> <tr> <td>Excellent</td> <td>47.26%</td> </tr> <tr> <td>Very Good</td> <td>32.88%</td> </tr> <tr> <td>Good</td> <td>17.81%</td> </tr> <tr> <td>Fair</td> <td>1.37%</td> </tr> <tr> <td>Poor</td> <td>0.68%</td> </tr> </tbody> </table>					Category	Percentage	Excellent	47.26%	Very Good	32.88%	Good	17.81%	Fair	1.37%	Poor	0.68%
Category	Percentage															
Excellent	47.26%															
Very Good	32.88%															
Good	17.81%															
Fair	1.37%															
Poor	0.68%															
<b>2. Appropriateness of the Course content</b>																
<b>Excellent</b>	<b>Very Good</b>	<b>Good</b>	<b>Fair</b>	<b>Poor</b>												
43.15%	34.25%	20.55%	1.37%	0.68%												
<table border="1"> <caption>Data for Appropriateness of the Course content</caption> <thead> <tr> <th>Category</th> <th>Percentage</th> </tr> </thead> <tbody> <tr> <td>Excellent</td> <td>43.15%</td> </tr> <tr> <td>Very Good</td> <td>34.25%</td> </tr> <tr> <td>Good</td> <td>20.55%</td> </tr> <tr> <td>Fair</td> <td>1.37%</td> </tr> <tr> <td>Poor</td> <td>0.68%</td> </tr> </tbody> </table>					Category	Percentage	Excellent	43.15%	Very Good	34.25%	Good	20.55%	Fair	1.37%	Poor	0.68%
Category	Percentage															
Excellent	43.15%															
Very Good	34.25%															
Good	20.55%															
Fair	1.37%															
Poor	0.68%															
<b>3. Adequacy of time for effective coverage of syllabus / lab experiments</b>																
<b>Excellent</b>	<b>Very Good</b>	<b>Good</b>	<b>Fair</b>	<b>Poor</b>												
44.52%	31.51%	19.18%	4.11%	0.68%												
<table border="1"> <caption>Data for Adequacy of time for effective coverage of syllabus / lab experiments</caption> <thead> <tr> <th>Category</th> <th>Percentage</th> </tr> </thead> <tbody> <tr> <td>Excellent</td> <td>44.52%</td> </tr> <tr> <td>Very Good</td> <td>31.51%</td> </tr> <tr> <td>Good</td> <td>19.18%</td> </tr> <tr> <td>Fair</td> <td>4.11%</td> </tr> <tr> <td>Poor</td> <td>0.68%</td> </tr> </tbody> </table>					Category	Percentage	Excellent	44.52%	Very Good	31.51%	Good	19.18%	Fair	4.11%	Poor	0.68%
Category	Percentage															
Excellent	44.52%															
Very Good	31.51%															
Good	19.18%															
Fair	4.11%															
Poor	0.68%															

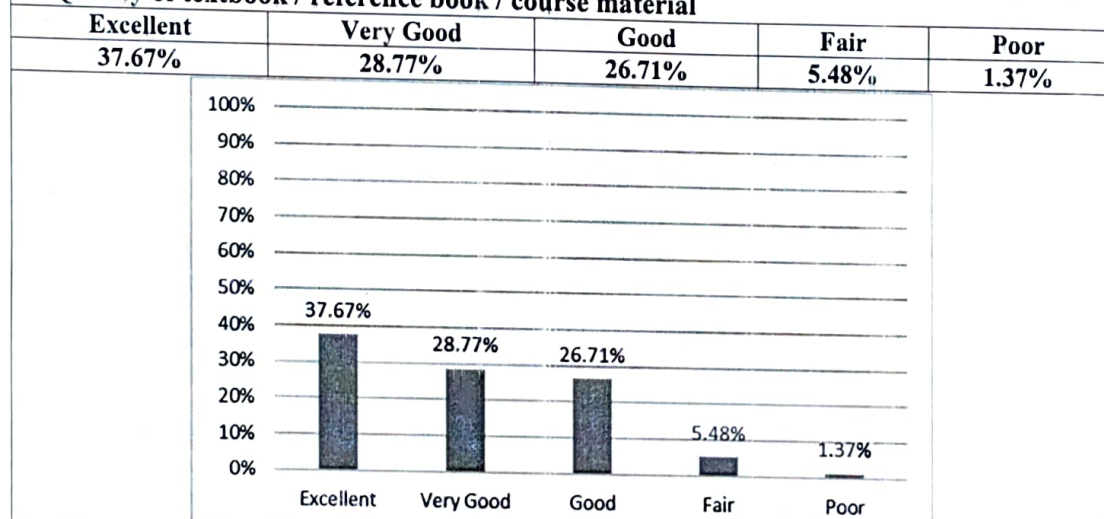


**PAAVAI ENGINEERING COLLEGE**  
**(Autonomous)**  
**NH - 44, PACHAL, NAMAKKAL - 637 018**

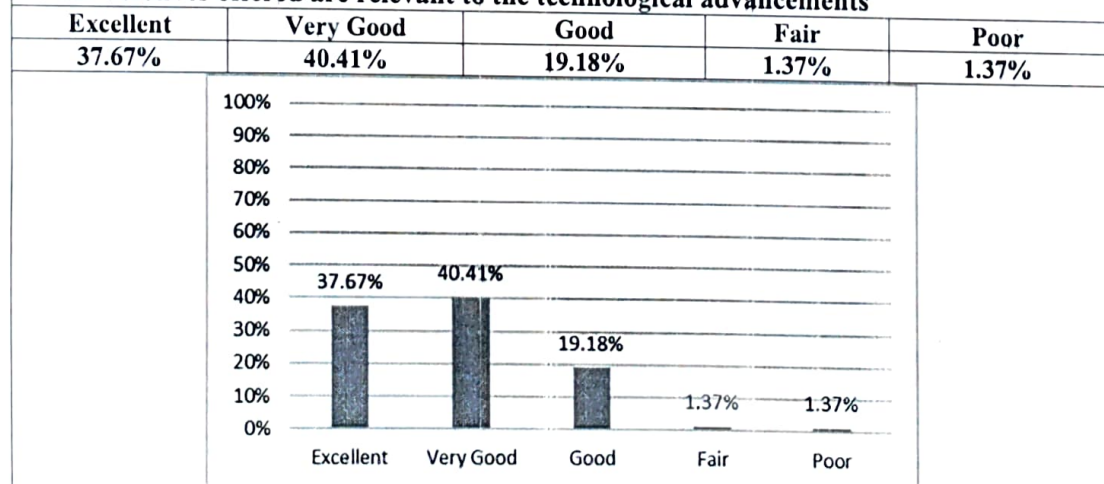
**4. Teachers informed about the expected competencies, course outcomes and program outcomes**



**5. Quality of textbook / reference book / course material**



**6. The electives offered are relevant to the technological advancements**





**PAAVAI ENGINEERING COLLEGE**  
**(Autonomous)**  
**NH – 44, PACHAL, NAMAKKAL – 637 018**

<b>7. Syllabus develop necessary technical skills to face the industry needs</b>																
<b>Excellent</b>	<b>Very Good</b>	<b>Good</b>	<b>Fair</b>	<b>Poor</b>												
<b>38.36%</b>	<b>37.67%</b>	<b>18.49%</b>	<b>4.11%</b>	<b>1.37%</b>												
<table border="1"> <caption>Data for Item 7 Bar Chart</caption> <thead> <tr> <th>Category</th> <th>Percentage</th> </tr> </thead> <tbody> <tr> <td>Excellent</td> <td>38.36%</td> </tr> <tr> <td>Very Good</td> <td>37.67%</td> </tr> <tr> <td>Good</td> <td>18.49%</td> </tr> <tr> <td>Fair</td> <td>4.11%</td> </tr> <tr> <td>Poor</td> <td>1.37%</td> </tr> </tbody> </table>					Category	Percentage	Excellent	38.36%	Very Good	37.67%	Good	18.49%	Fair	4.11%	Poor	1.37%
Category	Percentage															
Excellent	38.36%															
Very Good	37.67%															
Good	18.49%															
Fair	4.11%															
Poor	1.37%															
<b>8. The provision of learning resources in the library are adequate</b>																
<b>Excellent</b>	<b>Very Good</b>	<b>Good</b>	<b>Fair</b>	<b>Poor</b>												
<b>41.10%</b>	<b>32.19%</b>	<b>21.92%</b>	<b>4.11%</b>	<b>0.68%</b>												
<table border="1"> <caption>Data for Item 8 Bar Chart</caption> <thead> <tr> <th>Category</th> <th>Percentage</th> </tr> </thead> <tbody> <tr> <td>Excellent</td> <td>41.10%</td> </tr> <tr> <td>Very Good</td> <td>32.19%</td> </tr> <tr> <td>Good</td> <td>21.92%</td> </tr> <tr> <td>Fair</td> <td>4.11%</td> </tr> <tr> <td>Poor</td> <td>0.68%</td> </tr> </tbody> </table>					Category	Percentage	Excellent	41.10%	Very Good	32.19%	Good	21.92%	Fair	4.11%	Poor	0.68%
Category	Percentage															
Excellent	41.10%															
Very Good	32.19%															
Good	21.92%															
Fair	4.11%															
Poor	0.68%															

*[Signature]*  
**HOD / CSE**

*[Signature]*  
**PRINCIPAL**  
**PRINCIPAL**  
**PAAVAI ENGINEERING COLLEGE**  
**NH-7 PACHAL Post, NAMAKKAL Dist**



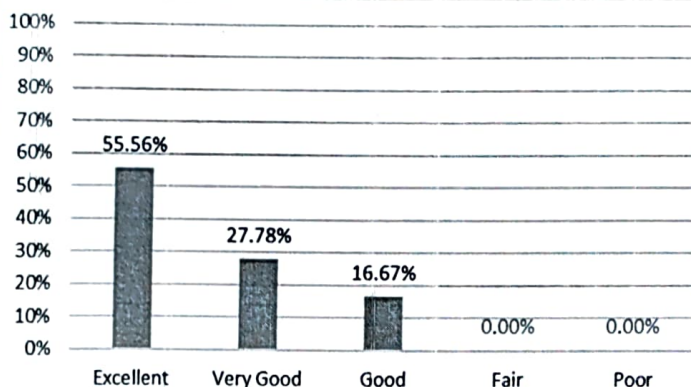
**PAAVAI ENGINEERING COLLEGE**  
**(Autonomous)**  
**NH – 44, PACHAL, NAMAKKAL – 637 018**

<b>FACULTY FEEDBACK ANALYSIS ON CURRICULUM &amp; SYLLABUS – RESPONSE SHEET</b>																
<b>DEPARTMENT: COMPUTER SCIENCE AND ENGINEERING</b>			<b>ACADEMIC YEAR: 2021-2022</b>													
<b>1. Curriculum and Syllabi are need based</b>																
<b>Excellent</b>	<b>Very Good</b>	<b>Good</b>	<b>Fair</b>	<b>Poor</b>												
55.56%	33.33%	11.11%	0.00%	0.00%												
<table border="1"> <caption>Data for Bar Chart 1</caption> <thead> <tr> <th>Category</th> <th>Percentage</th> </tr> </thead> <tbody> <tr> <td>Excellent</td> <td>55.56%</td> </tr> <tr> <td>Very Good</td> <td>33.33%</td> </tr> <tr> <td>Good</td> <td>11.11%</td> </tr> <tr> <td>Fair</td> <td>0.00%</td> </tr> <tr> <td>Poor</td> <td>0.00%</td> </tr> </tbody> </table>					Category	Percentage	Excellent	55.56%	Very Good	33.33%	Good	11.11%	Fair	0.00%	Poor	0.00%
Category	Percentage															
Excellent	55.56%															
Very Good	33.33%															
Good	11.11%															
Fair	0.00%															
Poor	0.00%															
<b>2. Courses are relevant to the programme</b>																
<b>Excellent</b>	<b>Very Good</b>	<b>Good</b>	<b>Fair</b>	<b>Poor</b>												
61.11%	27.78%	5.56%	5.56%	0.00%												
<table border="1"> <caption>Data for Bar Chart 2</caption> <thead> <tr> <th>Category</th> <th>Percentage</th> </tr> </thead> <tbody> <tr> <td>Excellent</td> <td>61.11%</td> </tr> <tr> <td>Very Good</td> <td>27.78%</td> </tr> <tr> <td>Good</td> <td>5.56%</td> </tr> <tr> <td>Fair</td> <td>5.56%</td> </tr> <tr> <td>Poor</td> <td>0.00%</td> </tr> </tbody> </table>					Category	Percentage	Excellent	61.11%	Very Good	27.78%	Good	5.56%	Fair	5.56%	Poor	0.00%
Category	Percentage															
Excellent	61.11%															
Very Good	27.78%															
Good	5.56%															
Fair	5.56%															
Poor	0.00%															
<b>3. The course outcomes are clear and well defined</b>																
<b>Excellent</b>	<b>Very Good</b>	<b>Good</b>	<b>Fair</b>	<b>Poor</b>												
55.56%	27.78%	16.67%	0.00%	0.00%												



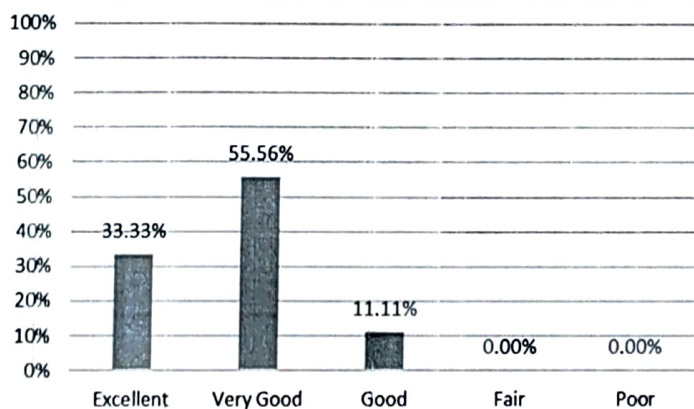


**PAAVAI ENGINEERING COLLEGE**  
**(Autonomous)**  
**NH – 44, PACHAL, NAMAKKAL – 637 018**



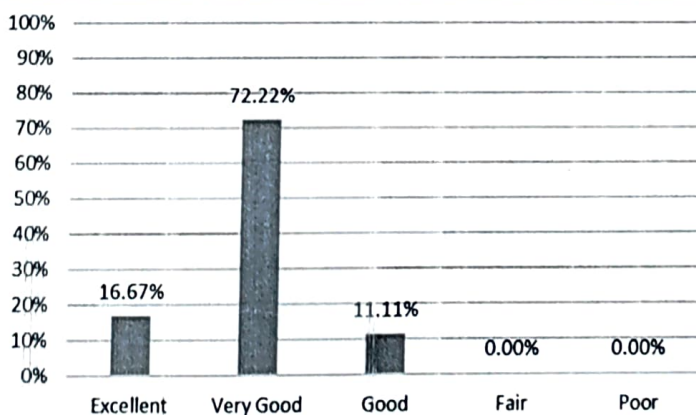
**4. The course has good balance between theory and lab experiments**

Excellent	Very Good	Good	Fair	Poor
33.33%	55.56%	11.11%	0.00%	0.00%



**5. The syllabus covers modern and advanced topics**

Excellent	Very Good	Good	Fair	Poor
16.67%	72.22%	11.11%	0.00%	0.00%

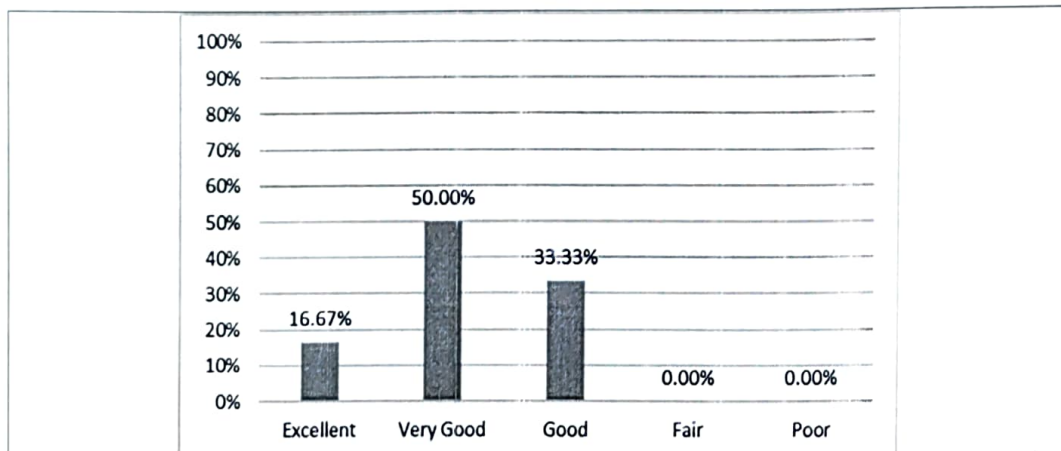


**6. Adequacy of time for effective coverage of syllabus/ Lab experiments**

Excellent	Very Good	Good	Fair	Poor
16.67%	50.00%	33.33%	0.00%	0.00%

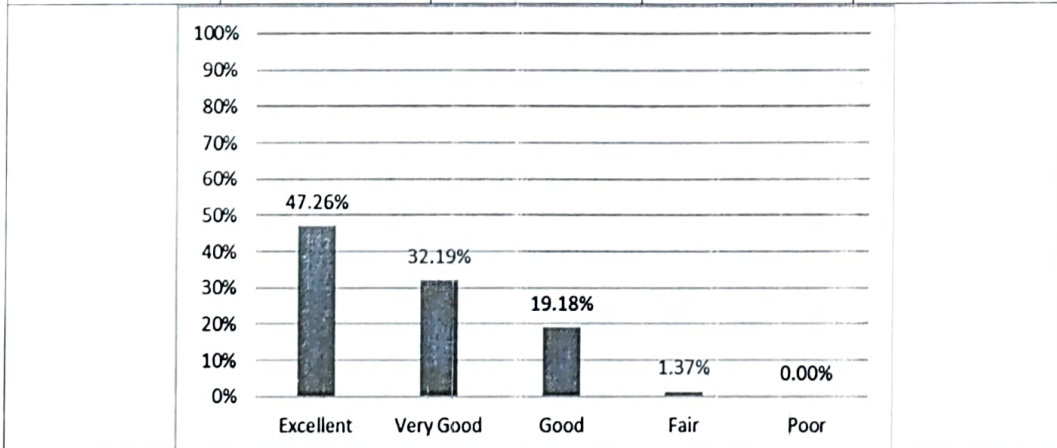


**PAAVAI ENGINEERING COLLEGE**  
**(Autonomous)**  
**NH – 44, PACHAL, NAMAKKAL – 637 018**



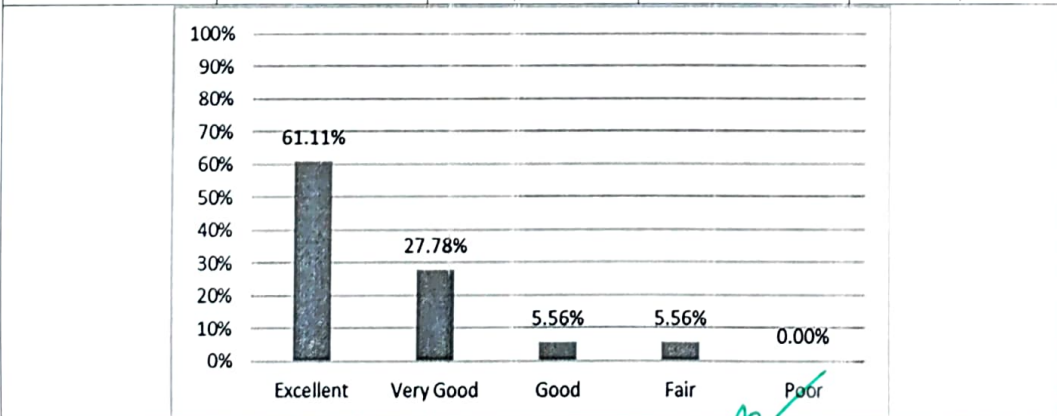
**7. Sufficient number of prescribed books, reference books and E-sources are available in the library**

Excellent	Very Good	Good	Fair	Poor
0.00%	88.89%	11.11%	0.00%	0.00%



**8. The curriculum ensures student's participation in learning process**

Excellent	Very Good	Good	Fair	Poor
11.11%	66.67%	22.22%	0.00%	0.00%



*[Signature]*  
**HOD / CSE**

*[Signature]*  
**PRINCIPAL**  
**PRINCIPAL**  
**PAAVAI ENGINEERING COLLEGE**  
**NH-7, PACHAL Post, NAMAKKAL Dist**

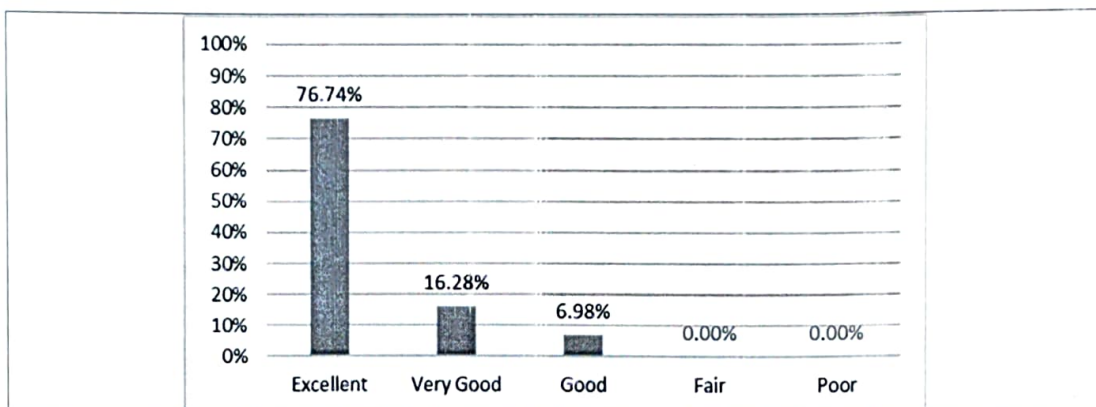


**PAAVAI ENGINEERING COLLEGE**  
(Autonomous)  
NH - 44, PACHAL, NAMAKKAL - 637 018

<b>ALUMINI FEEDBACK ANALYSIS ON CURRICULUM &amp; SYLLABUS - RESPONSE SHEET</b>				
<b>DEPARTMENT: COMPUTER SCIENCE AND ENGINEERING</b>		<b>ACADEMIC YEAR: 2021-2022</b>		
<b>1. Curriculum and Syllabi meet the present scenario</b>				
<b>Excellent</b>	<b>Very Good</b>	<b>Good</b>	<b>Fair</b>	<b>Poor</b>
90.70%	6.98%	0.00%	2.33%	0.00%
<b>2. The units in the syllabus are properly sequenced</b>				
<b>Excellent</b>	<b>Very Good</b>	<b>Good</b>	<b>Fair</b>	<b>Poor</b>
88.37%	9.30%	0.00%	2.33%	0.00%
<b>3. The allocation of the credits and its weightage to the course is balanced</b>				
<b>Excellent</b>	<b>Very Good</b>	<b>Good</b>	<b>Fair</b>	<b>Poor</b>
76.74%	16.28%	6.98%	0.00%	0.00%

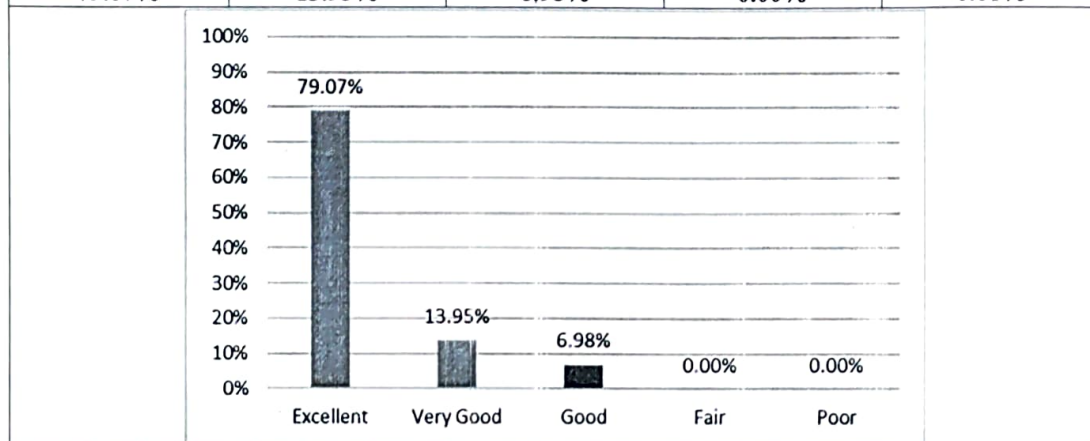


**PAAVAI ENGINEERING COLLEGE**  
**(Autonomous)**  
**NH – 44, PACHAL, NAMAKKAL – 637 018**



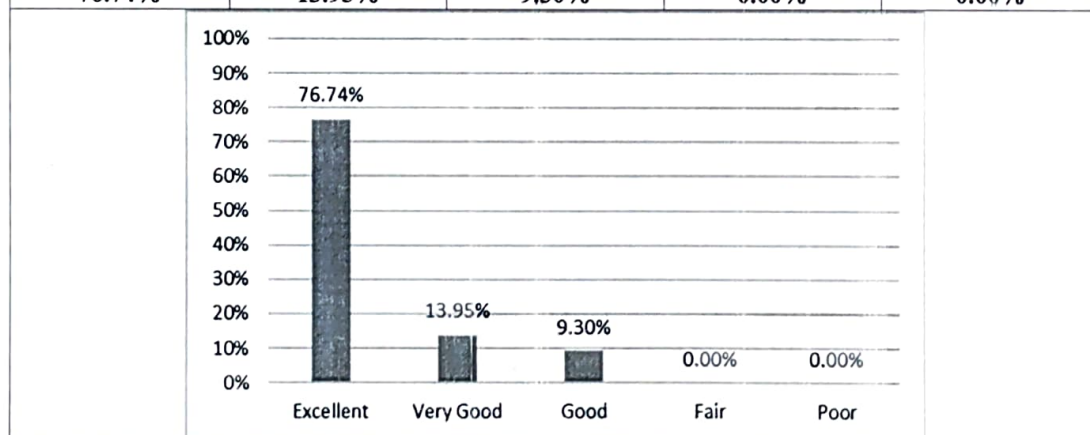
**4. The course have enhanced the knowledge and the technical skills**

Excellent	Very Good	Good	Fair	Poor
79.07%	13.95%	6.98%	0.00%	0.00%



**5. The curriculum bridges the gap between the industries and institute**

Excellent	Very Good	Good	Fair	Poor
76.74%	13.95%	9.30%	0.00%	0.00%



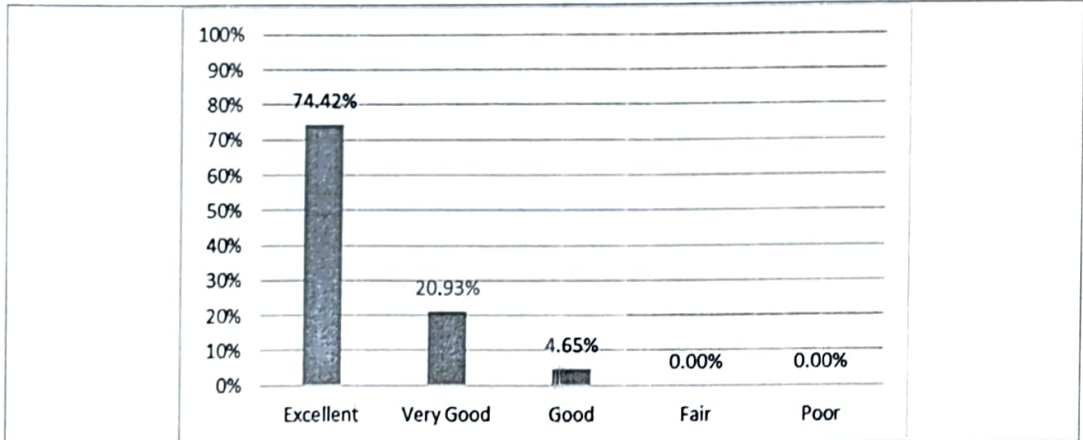
**6. The curriculum is offered with elective courses/ inter departmental courses**

Excellent	Very Good	Good	Fair	Poor
74.42%	20.93%	4.65%	0.00%	0.00%



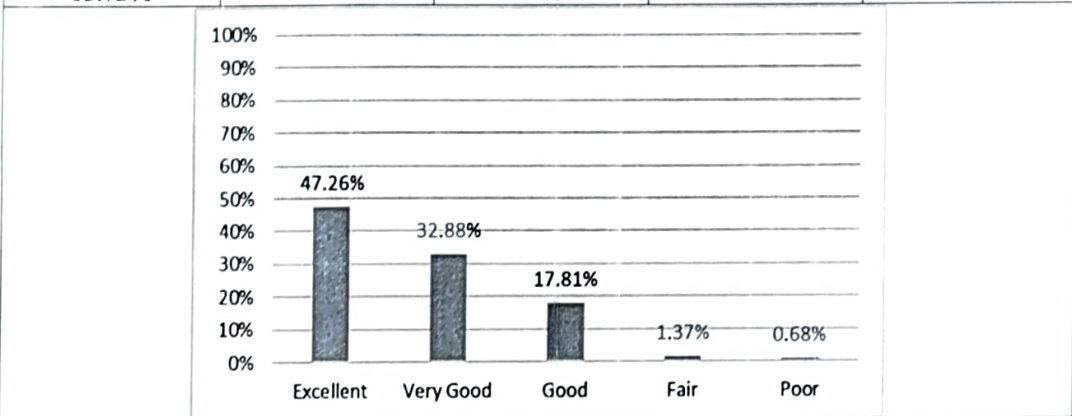


**PAAVAI ENGINEERING COLLEGE**  
**(Autonomous)**  
**NH – 44, PACHAL, NAMAKKAL – 637 018**



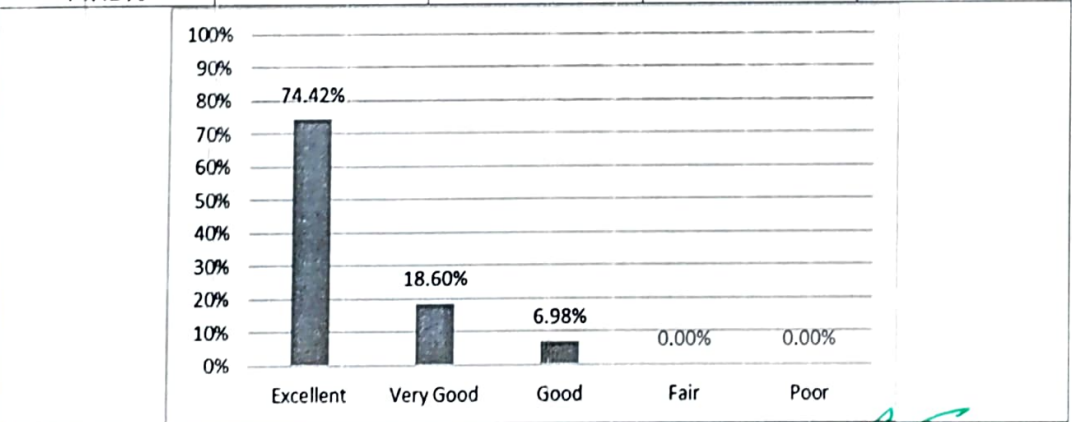
**7. The curriculum is designed so as to enhance the employability skills/ entrepreneurship skills**

Excellent	Very Good	Good	Fair	Poor
83.72%	13.95%	2.33%	0.00%	0.00%



**8. Inclusion of latest developments in the courses**

Excellent	Very Good	Good	Fair	Poor
74.42%	18.60%	6.98%	0.00%	0.00%



*[Signature]*  
**HOD / CSE**

*[Signature]*  
**PRINCIPAL**  
**PAAVAI ENGINEERING COLLEGE**  
**NH-7 PACHAL Post, NAMAKKAL Dist**

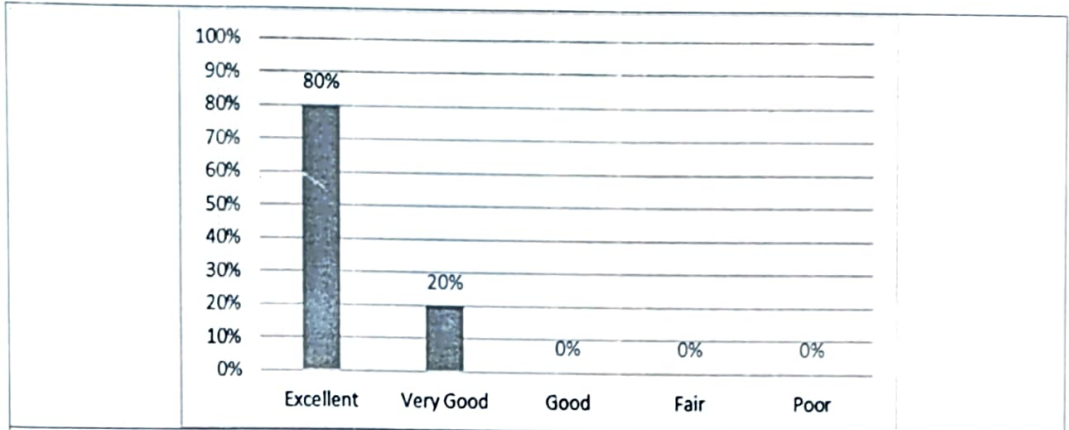


**PAAVAI ENGINEERING COLLEGE**  
**(Autonomous)**  
**NH – 44, PACHAL, NAMAKKAL – 637 018**

<b>EMPLOYER'S FEEDBACK ANALYSIS ON CURRICULUM &amp; SYLLABUS – RESPONSE SHEET</b>				
<b>DEPARTMENT: COMPUTER SCIENCE AND ENGINEERING</b>			<b>ACADEMIC YEAR: 2021-2022</b>	
<b>1. The Curriculum and Syllabi match with the Programme</b>				
<b>Excellent</b>	<b>Very Good</b>	<b>Good</b>	<b>Fair</b>	<b>Poor</b>
100%	0%	0%	0%	0%
<p>A bar chart with a vertical axis from 0% to 100% in 10% increments. The horizontal axis has five categories: Excellent, Very Good, Good, Fair, and Poor. The bars show: Excellent at 100%, Very Good at 0%, Good at 0%, Fair at 0%, and Poor at 0%.</p>				
<b>2. The courses are related to industry that are included in the programs</b>				
<b>Excellent</b>	<b>Very Good</b>	<b>Good</b>	<b>Fair</b>	<b>Poor</b>
80%	20%	0%	0%	0%
<p>A bar chart with a vertical axis from 0% to 100% in 10% increments. The horizontal axis has five categories: Excellent, Very Good, Good, Fair, and Poor. The bars show: Excellent at 80%, Very Good at 20%, Good at 0%, Fair at 0%, and Poor at 0%.</p>				
<b>3. The courses are related with the specialization streams</b>				
<b>Excellent</b>	<b>Very Good</b>	<b>Good</b>	<b>Fair</b>	<b>Poor</b>
80%	20%	0%	0%	0%

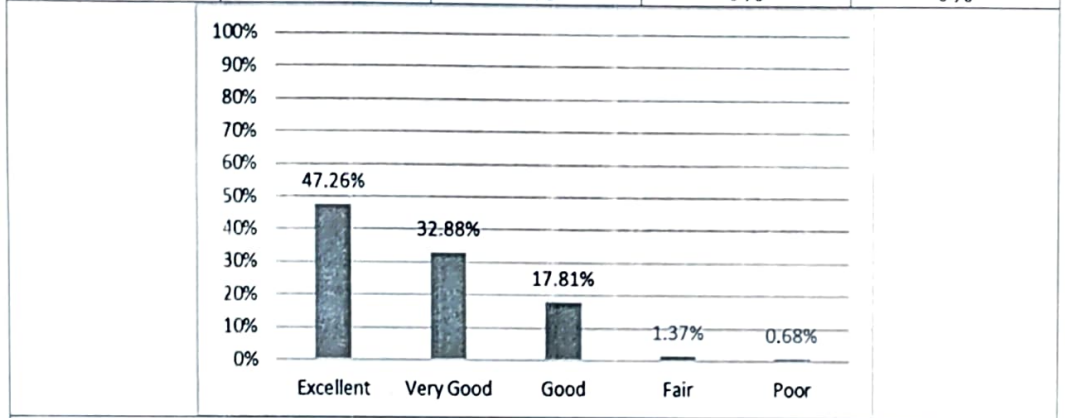


**PAAVAI ENGINEERING COLLEGE**  
**(Autonomous)**  
**NH – 44, PACHAL, NAMAKKAL – 637 018**



**4. The syllabus has good balance between theory and application**

Excellent	Very Good	Good	Fair	Poor
100%	0%	0%	0%	0%



**5. Incorporate technical and communication skills**

Excellent	Very Good	Good	Fair	Poor
100%	0%	0%	0%	0%

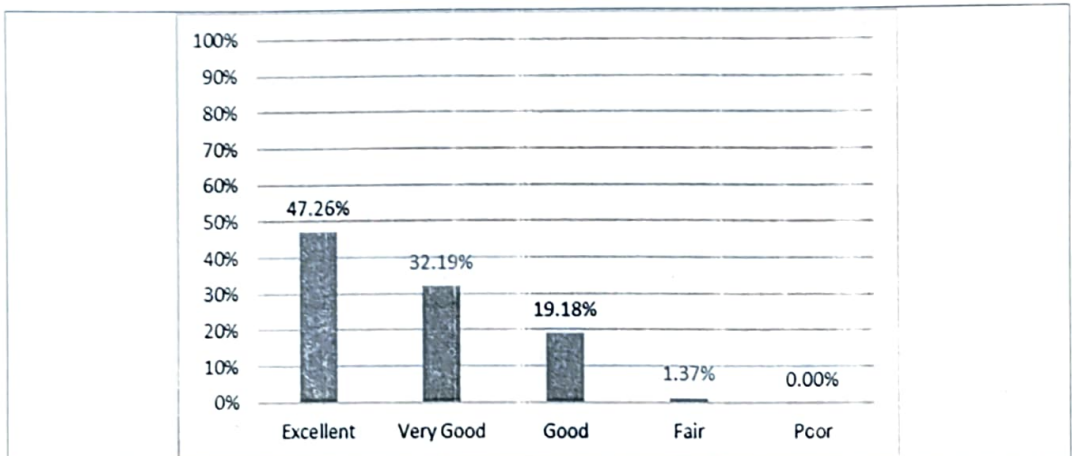


**6. Imparts knowledge and skills required for the job market**

Excellent	Very Good	Good	Fair	Poor
80%	20%	0%	0%	0%

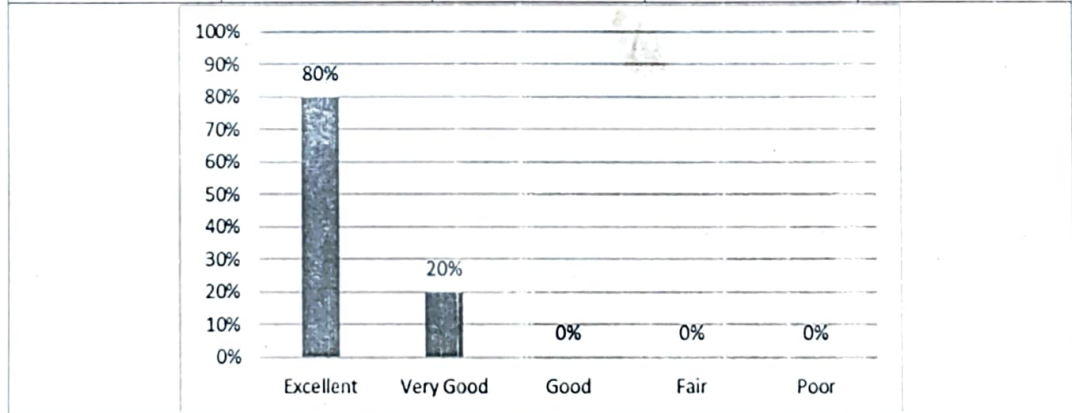


**PAAVAI ENGINEERING COLLEGE**  
**(Autonomous)**  
**NH – 44, PACHAL, NAMAKKAL – 637 018**



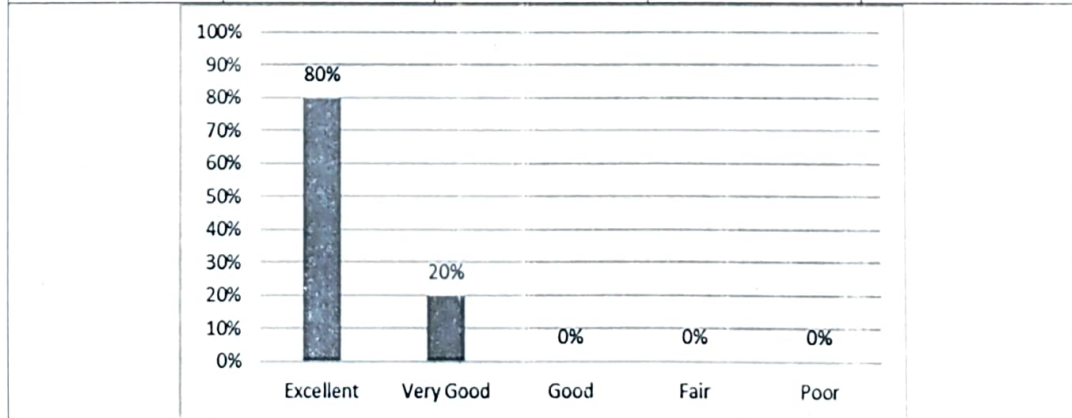
**7. Curriculum develops innovative thinking**


Excellent	Very Good	Good	Fair	Poor
80%	20%	0%	0%	0%



**8. Is the curriculum relevant for employability/ makes the student competent?**

Excellent	Very Good	Good	Fair	Poor
80%	20%	0%	0%	0%



  
**HOD / CSE**  
 HEAD OF THE DEPARTMENT  
 COMPUTER SCIENCE & ENGINEERING  
 PAAVAI ENGINEERING COLLEGE  
 (AUTONOMOUS)

  
**PRINCIPAL**  
 PAAVAI ENGINEERING COLLEGE  
 NH-47, PACHAL Post, NAMAKKAL Dist.